

Vantage Plus

The best just gets better



Keeler

NEW Vantage Digital Ophthalmoscope

Digital imaging in your office, operating room, or anywhere you want it

As the world leader in binocular indirect technology we lead the way again with the first digital binocular indirect system. Not old analog video but true digital imaging.

Utilize Vantage Digital Wireless in your office, operating room, and teaching facility or anywhere you want to capture digital images.



The intuitive and powerful Keeler Software allows you to use your PC to provide still or dynamic images, which aid in the documentation and diagnosis of your patient.

Increase your practice profile by educating your patients and their family with digital dynamic imaging in your office.

USB interface

Plugs into PC to record examinations in digital format.

Keeler Software

For easy still or dynamic imaging, storage and documentation.
Compatible with Windows 7 and Windows XP.

Vantage Plus LED Slimline Wireless

Built on the number one selling LED and wireless slimline system.

Includes

Vantage Digital Wireless Ophthalmoscope, Docking Station and power supply, additional Slimline Polymer battery, Keeler Software, Digital Wireless Remote Control and Carrying Case.



Technical Specifications

Camera

Interface USB 2

Supply Taken from USB 2 interface

Resolution To test pattern 6 of group 2 on the 1951 USAF TEST PATTERN (conforms to MIL-STD 150A standard), when used in combination with a 20D lens

Lead To connect camera to PC, Keeler recommends a maximum of 5m long USB 2.0A to mini 5 pin (sometimes packaged as USB 2.0A to mini B lead)

Convergence

Range The camera image can be adjusted ± 7 degrees

Working distance

Range Nominal working distance of 440mm. The resolution value given above will be maintained at 350mm to 650mm distance from instrument to the eye under examination with a 20D lens

Operating System

Use with Windows 7 and Windows XP

Vantage Plus

Controls All controls and features of the Vantage Plus have been maintained

Adjustment

Vertical adjustment The vertical adjustment is achieved by rotating the adjustment screw on the mirror holder. The image should be adjusted such that the light patch is in the centre

Horizontal adjustment Factory set

Depth of Field ± 35 mm @ 440mm

Physical

Size The Vantage Plus Digital is approx. 50mm longer than the standard Vantage Plus

Weight The total weight of the complete Vantage Plus Digital is 662g (Vantage Plus is 596g)

Note: The distance and range will vary with differing refractive errors of the user. To maximise performance of this product, the user should use refractive error correction aids and adopt a working distance of around 450mm (front of instrument to eye under test) when used with a 20D lens.

NEW Vantage Plus LED Convertible

Bright white illumination for a superior retinal view

We are delighted to present the new, exclusive Vantage Plus LED Convertible.

When you purchase the Vantage Plus LED you will automatically receive a Xenon Bulb so you can decide which illumination you prefer without any extra cost!

The natural LED cooler colour provides brighter, whiter illumination, longer battery life, freedom from purchasing bulbs and a life expectancy of up to 10,000 hours.

Clinically, the superior optics combined with the natural LED illumination could provide greater detail, allowing you to find retinal pathology that was not visible with the Xenon bulb BIO's.



Our new Slimline Lithium Polymer battery is as light and as small as the new mini iPod.

(paper clip shows scale)



Longest life, brightest and whitest, better detail



25% brighter than standard bulbs



New Slimline Lithium Polymer battery weighs only 53 grams



Combined natural LED and Lithium Polymer battery can provide up to 6 hours of use on a single charge

“The cooler colour temperature of the natural LED light source resulted in a level of image clarity that I’ve not found in another BIO”

Todd J. Purkiss, M.D., Ph.D., Chief Resident, Ophthalmology & Visual Sciences, University of Louisville

Unique - Intelligent Optical System (IOS) (Patented No. US8132915B)

At last - now when you change the aperture the optics and mirrors automatically adjust for you, without the need to flip another lever!

Keeler has designed this unique one step movement to make your examinations easier and faster. The (IOS) mechanism (patented) means that when you select the small, medium or large aperture the optics automatically adjust, providing 3 dimensional stereoscopic views of the retina through all pupil sizes.

Large Pupil

When looking through a large fully dilated pupil the optics are separated and the light source remains in the upper position, achieving maximum stereopsis.




Intermediate Pupil

The viewing optics and light source are in a 'mid position' for maximum stereopsis.

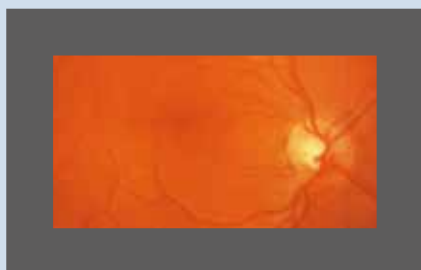


Small Pupil

When looking through a small pupil the viewing optics and light source are converged to allow you to view the retina through the smallest pupils stereoscopically.

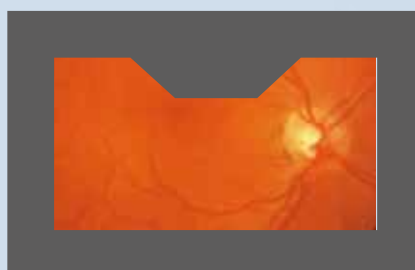


Exclusive - IOS Optics allows Small Pupil Imaging without any obstructions



View through Vantage Plus with IOS Optics.

When small pupil is selected there is no obstruction of the retina.



View through NON IOS Optical Systems.

When small pupil is selected there is an obstruction, reducing your clinical information.

Quality and efficiency

The redesigned optics combined with the new natural LED or Xenon light source offer brighter high definition retinal images - PLUS you get more life from whichever Keeler battery (Metal Hydride or Lithium) you use.

15% lighter

The Vantage Plus uses advanced textured engineering materials, providing a lighter, smaller and more compact instrument without compromising the renowned Keeler reputation for robustness, reliability and quality.

Comfortable and perfectly balanced

A new soft cushioned headband has been designed to maximise comfort, it adjusts and balances perfectly to suit all head shapes and sizes.



Unique - The new HiMag™ (patented) lens just slides on and off with ease

This unique feature is only offered with the Vantage Plus indirect. It gives you a 1.6X additional magnification than with a condensing lens alone, providing superb stereoscopic images.

Scratch resistant coated optics guarantee high quality images at all times and HiMag™ can be simply flipped out of view when not required.



View when using a 20D lens

View when using a 20D lens and the Keeler HiMag™ lens

New high contrast optics

The new compact and high contrast viewing optics use natural LED or Xenon illumination that gives you brilliantly crisp, glare free, superior views of the retina every time.



Brighter



Filters and Apertures

IR/UV filters are built into the optics of the Vantage Plus with optional filters and a choice of 3 apertures plus a soft light diffuser.

P D Range: 48 - 76mm



The new teaching mirror just slides on and off with ease

The new teaching mirror just slides on and off with ease allowing two observers to view the retina at the same time.



New slim professional carrying case!

Transport your instrument in style and choose if you want to use your wheels or carry it on your shoulder.



“Overall it is the best binocular indirect ophthalmoscope I have ever used”

Mr J McAllister FRCS, FRCOph, Consultant Ophthalmic Surgeon, Windsor

Wireless Power Supply Options

Keeler wireless technology allows you to move from room to room without any constraints. The chargers are either desktop or wall mountable, and store an extra lithium battery as a back up, should you need it.

Never run out of power

Keeler wireless system comes standard with two lithium batteries (slimline) and they last so long, it may take months before you need to charge them again.

New Slimline Lithium Polymer Battery

The New Slimline Lithium Polymer battery can give you up to 6 hours of use, weighs only 53 grams, and is nearly 70% lighter than the standard battery. It is also much smaller and can fit nicely into the palm of your hand.



Lighter



Long lasting

Standard Lithium Battery

Our original lithium battery lasts up to 11 hours of use and fits neatly into the charging unit.



Long lasting



Standard Lithium Battery



New Slimline Lithium Polymer Battery



New Slimline Lithium Polymer Battery



Standard Lithium Battery

“I used the Plus almost daily for four months before I had to recharge the battery”

Todd J. Purkiss, M.D., Ph.D., Chief Resident, Ophthalmology & Visual Sciences, University of Louisville

New Slimline Wireless Charger

The new wall mountable charger remains as durable as the Standard Wireless battery charger with the facility to store your extra battery in the top compartment.

The charger has an easy release button to remove your extra battery.



New Slimline Wireless Charger



Standard Wireless Charger

Wired Power Supply Options

SmartPack

SmartPack is a stylish power supply system that combines 3 options in one product.

No longer will you need to purchase a portable system for domiciliary use, another system for mounting on your wall and another for tabletop use.



Long lasting



SmartPack



WallPack

WallPack

Alternatively, if your power supply needs to be stationary you can purchase the WallPack which fits neatly on the wall. Your indirect can be mounted on the bracket it comes with.

Which system is right for you?

Vantage <i>Plus</i> Usable Life		
Power Source	Natural LED	Bulb
Slimline Battery	6 hours*	1.5 hours*
Standard Battery	11 hours*	2.5 hours*
SmartPack	17 hours*	4.25 hours*

* This measurement is based upon the illumination being used at normal examination power

Keeler Ltd.

Clewer Hill Road, Windsor
Berkshire, SL4 4AA

Tel: +44 1753 857177

Fax: +44 1753 827145

Email: info@keeler.co.uk

Website: www.keeler.co.uk

Keeler Instruments Inc.

456 Parkway, Broomall
PA 19008 USA

Tel: 1 610 353 4350

Fax: 1 610 353 7814

Email: keeler@keelerusa.com

Website: www.keelerusa.com



Keeler